

WR8 Mechanically Tuned Gunn oscillator – Dual micrometer

Model GW 8

The unit utilises a GaAs Gunn device in a waveguide cavity.

Two independent micrometres:-

The frequency micrometer allows adjustment of frequency; the power micrometer allows optimisation of output power

A small amount of bias voltage adjustment will provide electronic frequency tuning.

The module provides a convenient way of generating an RF signal using a solid state device.

A clean and stable DC power supply will enhance performance and spectral purity

Applications:-

Educational

Communications

Research

Imaging/ Sensors

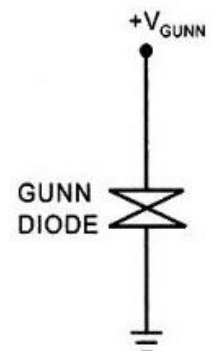
Frequency (GHz)	Power		Voltage	Frequency Window 105 – 115 GHz
number	mW	dBm	volts	Bandwidth GHz
110	5	7.0	~ + 4.0	± 3.5
110	10	10.0	~ + 4.0	± 3.0
110	15	11.8	~ + 4.0	± 2.5
110	20	13.0	~ + 4.0	± 2.0

Alternative centre frequency available.

Specifications at + 32°C case temperature

DC input : SMA female

RF output : UG-387/UM flange compatible



Note: Customised performance and outline envelope available e.g. greater bandwidth, smaller outline/ mass

WR8 Mechanically Tuned Gunn oscillator – Dual micrometer

Model GW 8

The unit utilises a GaAs Gunn device in a waveguide cavity.

Two independent micrometres:-

The frequency micrometer allows adjustment of frequency; the power micrometer allows optimisation of output power

A small amount of bias voltage adjustment will provide electronic frequency tuning.

The module provides a convenient way of generating an RF signal using a solid state device.

A clean and stable DC power supply will enhance performance and spectral purity

Applications:-

Educational

Communications

Research

Imaging/ Sensors

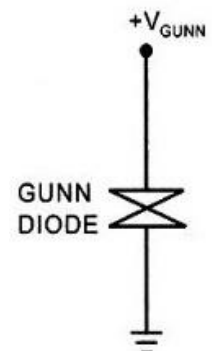
Frequency (GHz)	Power		Voltage	Frequency Window 100 – 110 GHz
number	mW	dBm	volts	Bandwidth GHz
105	5	7.0	~ + 4.0	± 3.5
105	10	10.0	~ + 4.0	± 3.0
105	15	11.8	~ + 4.0	± 2.5
105	20	13.0	~ + 4.0	± 2.0

Alternative centre frequency available.

Specifications at + 32°C case temperature

DC input : SMA female

RF output : UG-387/UM flange compatible



Note: Customised performance and outline envelope available e.g. greater bandwidth, smaller outline/ mass

WR10 GW-10 Mechanically Tuned Gunn oscillator – Dual micrometer Model GW 10

The unit utilises a GaAs Gunn device in a waveguide cavity.

Two independent micrometres:-

The frequency micrometer allows adjustment of frequency; the power micrometer allows optimisation of output power

A small amount of bias voltage adjustment will provide electronic frequency tuning.

The module provides a convenient way of generating an RF signal using a solid state device. A clean and stable DC power supply will enhance performance and spectral purity

Applications:-

Educational
Communications
Research
Imaging/ Sensors

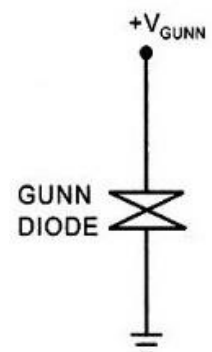
Frequency (GHz)	Power		Voltage	Frequency Window
	mW	dBm		100 – 110 GHz
number			volts	Bandwidth GHz
105	5	7.0	~ + 4.0	± 4.0
105	10	10.0	~ + 4.0	± 3.0
105	15	11.8	~ + 4.0	± 2.5
105	20	13.0	~ + 4.0	± 2.0

Alternative centre frequency available.

Specifications at + 32°C case temperature

DC input : SMA female

RF output : UG-387/UM flange compatible



Note: Customised performance and outline envelope available e.g. greater bandwidth, smaller outline/ mass

WR10 Mechanically Tuned Gunn oscillator – Dual micrometer

Model GW 10

The unit utilises a GaAs Gunn device in a waveguide cavity.

Two independent micrometres:-

The frequency micrometer allows adjustment of frequency; the power micrometer allows optimisation of output power

A small amount of bias voltage adjustment will provide electronic frequency tuning.

The module provides a convenient way of generating an RF signal using a solid state device.

A clean and stable DC power supply will enhance performance and spectral purity

Applications:-

Educational

Communications

Research

Imaging/ Sensors

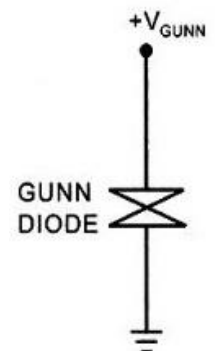
Frequency (GHz)	Power		Voltage	Frequency Window 95 – 105 GHz
number	mW	dBm	volts	Bandwidth GHz
100	10	10.0	~ + 4.1	± 4.0
100	15	11.8	~ + 4.1	± 3.0
100	20	13.0	~ + 4.1	± 2.5
100	30	14.8	~ + 4.1	± 2.0

Alternative centre frequency available.

Specifications at + 32°C case temperature

DC input : SMA female

RF output : UG-387/UM flange compatible



Note: Customised performance and outline envelope available e.g. greater bandwidth, smaller outline/ mass

WR10 Mechanically Tuned Gunn oscillator – Dual micrometer Model GW 10

The unit utilises a GaAs Gunn device in a waveguide cavity.

Two independent micrometres:-

The frequency micrometer allows adjustment of frequency; the power micrometer allows optimisation of output power

A small amount of bias voltage adjustment will provide electronic frequency tuning.

The module provides a convenient way of generating an RF signal using a solid state device. A clean and stable DC power supply will enhance performance and spectral purity

Applications:-

Educational
Communications
Research
Imaging/ Sensors

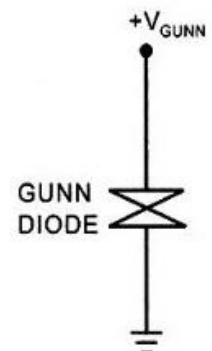
Frequency (GHz)	Power		Voltage	Frequency Window 90 – 100 GHz
number	mW	dBm	volts	Bandwidth GHz
95	10	10.0	~ + 4.3	± 4.0
95	15	11.8	~ + 4.3	± 3.5
95	20	13.0	~ + 4.3	± 3.0
95	30	14.8	~ + 4.3	± 2.5
95	40	16.0	~ + 4.3	± 2.0

Alternative centre frequency available.

Specifications at + 32°C case temperature

DC input : SMA female

RF output : UG-387/UM flange compatible



Note: Customised performance and outline envelope available e.g. greater bandwidth, smaller outline/ mass

WR10 Mechanically Tuned Gunn oscillator – Dual micrometer

Model GW 10

The unit utilises a GaAs Gunn device in a waveguide cavity.

Two independent micrometres:-

The frequency micrometer allows adjustment of frequency; the power micrometer allows optimisation of output power

A small amount of bias voltage adjustment will provide electronic frequency tuning.

The module provides a convenient way of generating an RF signal using a solid state device.

A clean and stable DC power supply will enhance performance and spectral purity

Applications:-

Educational

Communications

Research

Imaging/ Sensors

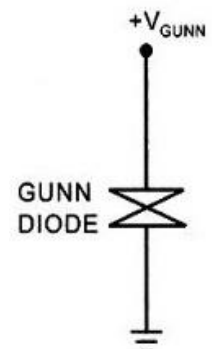
Frequency (GHz)	Power		Voltage	Frequency Window 85 – 95 GHz
number	mW	dBm	volts	Bandwidth GHz
90	10	10.0	~ + 4.7	± 4.0
90	15	11.8	~ + 4.7	± 4.0
90	20	13.0	~ + 4.7	± 3.0
90	30	14.8	~ + 4.7	± 3.0
90	40	16.0	~ + 4.7	± 2.5
90	50	17.0	~ + 4.7	± 2.0

Alternative centre frequency available.

Specifications at + 32°C case temperature

DC input : SMA female

RF output : UG-387/UM flange compatible



Note: Customised performance and outline envelope available e.g. greater bandwidth, smaller outline/ mass

WR10 Mechanically Tuned Gunn oscillator – Dual micrometer

Model GW 10

The unit utilises a GaAs Gunn device in a waveguide cavity.

Two independent micrometres:-

The frequency micrometer allows adjustment of frequency; the power micrometer allows optimisation of output power

A small amount of bias voltage adjustment will provide electronic frequency tuning.

The module provides a convenient way of generating an RF signal using a solid state device.

A clean and stable DC power supply will enhance performance and spectral purity

Applications:-

Educational
Communications
Research
Imaging/ Sensors



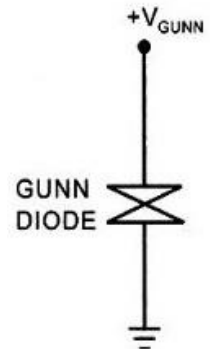
Frequency (GHz)	Power		Voltage	Frequency Window 75 – 85 GHz
number	mW	dBm	volts	Bandwidth GHz
80	10	10.0	~ + 4.9	± 4.0
80	15	11.8	~ + 4.9	± 4.0
80	20	13.0	~ + 4.9	± 3.5
80	30	14.8	~ + 4.9	± 3.5
80	40	16.0	~ + 4.9	± 3.0
80	50	17.0	~ + 4.9	± 3.0
80	60	17.8	~ + 4.9	± 2.5
80	70	18.4	~ + 4.9	± 2.0

Alternative centre frequency available.

Specifications at + 32°C case temperature

DC input : SMA female

RF output : UG-387/UM flange compatible



Note: Customised performance and outline envelope available e.g. greater bandwidth, smaller outline/ mass

WR12 Mechanically Tuned Gunn oscillator – Dual micrometer

Model GW 12

The unit utilises a GaAs Gunn device in a waveguide cavity.

Two independent micrometres:-

The frequency micrometer allows adjustment of frequency; the power micrometer allows optimisation of output power

A small amount of bias voltage adjustment will provide electronic frequency tuning.

The module provides a convenient way of generating an RF signal using a solid state device.

A clean and stable DC power supply will enhance performance and spectral purity

Applications:-

Educational
Communications
Research
Imaging/ Sensors



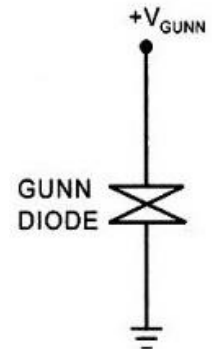
Frequency (GHz)	Power		Voltage	Frequency Window 75 – 85 GHz
number	mW	dBm	volts	Bandwidth GHz
80	10	10.0	~ + 5.1	± 4.0
80	15	11.8	~ + 5.1	± 4.0
80	20	13.0	~ + 5.1	± 3.5
80	30	14.8	~ + 5.1	± 3.5
80	40	16.0	~ + 5.1	± 3.0
80	50	17.0	~ + 5.1	± 3.0
80	60	17.8	~ + 5.1	± 2.5
80	70	18.4	~ + 5.1	± 2.0

Alternative centre frequency available.

Specifications at + 32°C case temperature

DC input : SMA female

RF output : UG-387/U flange compatible



Note: Customised performance and outline envelope available e.g. greater bandwidth, smaller outline/ mass

WR12 Mechanically Tuned Gunn oscillator – Dual micrometer

Model GW 12

The unit utilises a GaAs Gunn device in a waveguide cavity.

Two independent micrometres:-

The frequency micrometer allows adjustment of frequency; the power micrometer allows optimisation of output power

A small amount of bias voltage adjustment will provide electronic frequency tuning.

The module provides a convenient way of generating an RF signal using a solid state device.

A clean and stable DC power supply will enhance performance and spectral purity

Applications:-

Educational

Communications

Research

Imaging/ Sensors

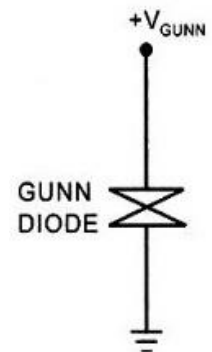
Frequency (GHz)	Power		Voltage	Frequency Window 70 – 80 GHz
number	mW	dBm	volts	Bandwidth GHz
75	10	10.0	~ + 5.1	± 4.0
75	15	11.8	~ + 5.1	± 4.0
75	20	13.0	~ + 5.1	± 3.5
75	30	14.8	~ + 5.1	± 3.5
75	40	16.0	~ + 5.1	± 3.0
75	50	17.0	~ + 5.1	± 3.0
75	60	17.8	~ + 5.1	± 2.5
75	70	18.4	~ + 5.1	± 2.0

Alternative centre frequency available.

Specifications at + 32°C case temperature

DC input : SMA female

RF output : UG-387/U flange compatible



Note: Customised performance and outline envelope available e.g. greater bandwidth, smaller outline/ mass

WR12 Mechanically Tuned Gunn oscillator – Dual micrometer

Model GW 12

The unit utilises a GaAs Gunn device in a waveguide cavity.

Two independent micrometres:-

The frequency micrometer allows adjustment of frequency; the power micrometer allows optimisation of output power

A small amount of bias voltage adjustment will provide electronic frequency tuning.

The module provides a convenient way of generating an RF signal using a solid state device.

A clean and stable DC power supply will enhance performance and spectral purity

Applications:-

Educational
Communications
Research
Imaging/ Sensors

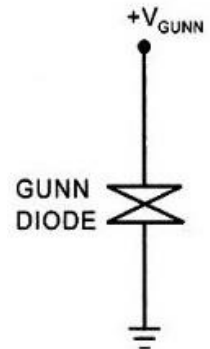
Frequency (GHz)	Power		Voltage	Frequency Window 65 – 75 GHz
number	mW	dBm	volts	Bandwidth GHz
70	10	10.0	~ + 5.1	± 4.0
70	15	11.8	~ + 5.1	± 4.0
70	20	13.0	~ + 5.1	± 3.5
70	30	14.8	~ + 5.1	± 3.5
70	40	16.0	~ + 5.1	± 3.0
70	50	17.0	~ + 5.1	± 2.5
70	60	17.8	~ + 5.1	± 2.5
70	70	18.4	~ + 5.1	± 2.0

Alternative centre frequency available.

Specifications at + 32°C case temperature

DC input : SMA female

RF output : UG-387/U flange compatible



Note: Customised performance and outline envelope available e.g. greater bandwidth, smaller outline/ mass

WR12 Mechanically Tuned Gunn oscillator – Dual micrometer

Model GW 12

The unit utilises a GaAs Gunn device in a waveguide cavity.

Two independent micrometres:-

The frequency micrometer allows adjustment of frequency; the power micrometer allows optimisation of output power

A small amount of bias voltage adjustment will provide electronic frequency tuning.

The module provides a convenient way of generating an RF signal using a solid state device.

A clean and stable DC power supply will enhance performance and spectral purity

Applications:-

Educational

Communications

Research

Imaging/ Sensors

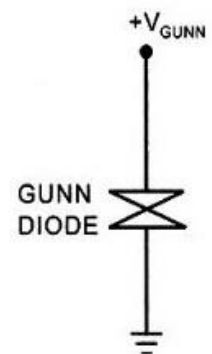
Frequency (GHz)	Power		Voltage	Frequency Window 60 – 70 GHz
number	mW	dBm	volts	Bandwidth GHz
65	10	10.0	~ + 5.1	± 4.0
65	15	11.8	~ + 5.1	± 4.0
65	20	13.0	~ + 5.1	± 3.5
65	30	14.8	~ + 5.1	± 3.0
65	40	16.0	~ + 5.1	± 3.0
65	50	17.0	~ + 5.1	± 2.5
65	60	17.8	~ + 5.1	± 2.5
65	70	18.4	~ + 5.1	± 2.0

Alternative centre frequency available.

Specifications at + 32°C case temperature

DC input : SMA female

RF output : UG-387/U flange compatible



Note: Customised performance and outline envelope available e.g. greater bandwidth, smaller outline/ mass

WR15 Mechanically Tuned Gunn oscillator – Dual micrometer Model GW 15

The unit utilises a GaAs Gunn device in a waveguide cavity.

Two independent micrometres:-

The frequency micrometer allows adjustment of frequency; the power micrometer allows optimisation of output power

A small amount of bias voltage adjustment will provide electronic frequency tuning.

The module provides a convenient way of generating an RF signal using a solid state device.

A clean and stable DC power supply will enhance performance and spectral purity

Applications:-

Educational
Communications
Research
Imaging/ Sensors

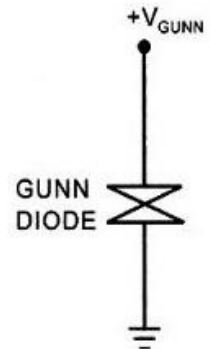
Frequency (GHz)	Power		Voltage	Frequency Window 65 – 75 GHz
number	mW	dBm	volts	Bandwidth GHz
70	10	10.0	~ + 5.1	± 4.0
70	15	11.8	~ + 5.1	± 4.0
70	20	13.0	~ + 5.1	± 3.5
70	30	14.8	~ + 5.1	± 3.5
70	40	16.0	~ + 5.1	± 3.0
70	50	17.0	~ + 5.1	± 3.0
70	60	17.8	~ + 5.1	± 2.5
70	70	18.4	~ + 5.1	± 2.0

Alternative centre frequency available.

Specifications at + 32°C case temperature

DC input : SMA female

RF output : UG-387/U flange compatible



Note: Customised performance and outline envelope available e.g. greater bandwidth, smaller outline/ mass

WR15 Mechanically Tuned Gunn oscillator – Dual micrometer Model GW 15

The unit utilises a GaAs Gunn device in a waveguide cavity.

Two independent micrometres:-

The frequency micrometer allows adjustment of frequency; the power micrometer allows optimisation of output power

A small amount of bias voltage adjustment will provide electronic frequency tuning.

The module provides a convenient way of generating an RF signal using a solid state device.

A clean and stable DC power supply will enhance performance and spectral purity

Applications:-

Educational
Communications
Research
Imaging/ Sensors

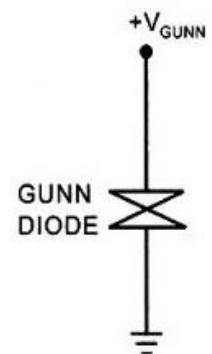
Frequency (GHz)	Power		Voltage	Frequency Window 60 – 70 GHz
number	mW	dBm	volts	Bandwidth GHz
65	10	10.0	~ + 5.3	± 4.0
65	15	11.8	~ + 5.3	± 4.0
65	20	13.0	~ + 5.3	± 4.0
65	30	14.8	~ + 5.3	± 3.5
65	40	16.0	~ + 5.3	± 3.5
65	50	17.0	~ + 5.3	± 3.0
65	60	17.8	~ + 5.3	± 3.0
65	70	18.4	~ + 5.3	± 2.0

Alternative centre frequency available.

Specifications at + 32°C case temperature

DC input : SMA female

RF output : UG-387/U flange compatible



Note: Customised performance and outline envelope available e.g. greater bandwidth, smaller outline/ mass

WR15 Mechanically Tuned Gunn oscillator – Dual micrometer Model GW 15

The unit utilises a GaAs Gunn device in a waveguide cavity.

Two independent micrometres:-

The frequency micrometer allows adjustment of frequency; the power micrometer allows optimisation of output power

A small amount of bias voltage adjustment will provide electronic frequency tuning.

The module provides a convenient way of generating an RF signal using a solid state device.

A clean and stable DC power supply will enhance performance and spectral purity

Applications:-

Educational
Communications
Research
Imaging/ Sensors

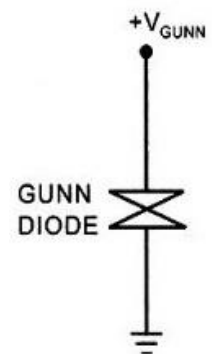
Frequency (GHz)	Power		Voltage	Frequency Window 55 – 65 GHz
number	mW	dBm	volts	Bandwidth GHz
60	10	10.0	~ + 5.7	± 4.0
60	15	11.8	~ + 5.7	± 4.0
60	20	13.0	~ + 5.7	± 4.0
60	30	14.8	~ + 5.7	± 3.5
60	40	16.0	~ + 5.7	± 3.5
60	50	17.0	~ + 5.7	± 3.0
60	60	17.8	~ + 5.7	± 3.0
60	70	18.4	~ + 5.7	± 2.0

Alternative centre frequency available.

Specifications at + 32°C case temperature

DC input : SMA female

RF output : UG-387/U flange compatible



Note: Customised performance and outline envelope available e.g. greater bandwidth, smaller outline/ mass

WR15 Mechanically Tuned Gunn oscillator – Dual micrometer

Model GW 15

The unit utilises a GaAs Gunn device in a waveguide cavity.

Two independent micrometres:-

The frequency micrometer allows adjustment of frequency; the power micrometer allows optimisation of output power

A small amount of bias voltage adjustment will provide electronic frequency tuning.

The module provides a convenient way of generating an RF signal using a solid state device.

A clean and stable DC power supply will enhance performance and spectral purity

Applications:-

- Educational
- Communications
- Research
- Imaging/ Sensors



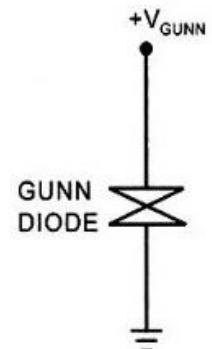
Frequency (GHz)	Power		Voltage	Frequency Window 50 – 60 GHz
number	mW	dBm	volts	Bandwidth GHz
55	10	10.0	~ + 5.9	± 4.0
55	15	11.8	~ + 5.9	± 4.0
55	20	13.0	~ + 5.9	± 3.5
55	30	14.8	~ + 5.9	± 3.5
55	40	16.0	~ + 5.9	± 3.0
55	50	17.0	~ + 5.9	± 3.0
55	60	17.8	~ + 5.9	± 2.5
55	70	18.4	~ + 5.9	± 2.0

Alternative centre frequency available.

Specifications at + 32°C case temperature

DC input : SMA female

RF output : UG-387/U flange compatible



Note: Customised performance and outline envelope available e.g. greater bandwidth, smaller outline/ mass

WR15 Mechanically Tuned Gunn oscillator – Dual micrometer

Model GW 15

The unit utilises a GaAs Gunn device in a waveguide cavity.

Two independent micrometres:-

The frequency micrometer allows adjustment of frequency; the power micrometer allows optimisation of output power

A small amount of bias voltage adjustment will provide electronic frequency tuning.

The module provides a convenient way of generating an RF signal using a solid state device.

A clean and stable DC power supply will enhance performance and spectral purity

Applications:-

Educational
Communications
Research
Imaging/ Sensors

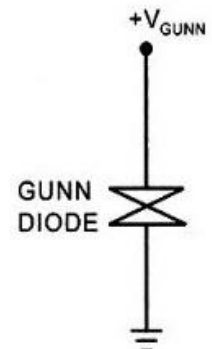
Frequency (GHz)	Power		Voltage	Frequency Window 47 – 57 GHz
number	mW	dBm	volts	Bandwidth GHz
50	10	10.0	~ + 5.9	± 4.0
50	15	11.8	~ + 5.9	± 4.0
50	20	13.0	~ + 5.9	± 3.5
50	30	14.8	~ + 5.9	± 3.5
50	40	16.0	~ + 5.9	± 3.0
50	50	17.0	~ + 5.9	± 3.0
50	60	17.8	~ + 5.9	± 2.5
50	70	18.4	~ + 5.9	± 2.0

Alternative centre frequency available.

Specifications at + 32°C case temperature

DC input : SMA female

RF output : UG-387/U flange compatible



Note: Customised performance and outline envelope available e.g. greater bandwidth, smaller outline/ mass